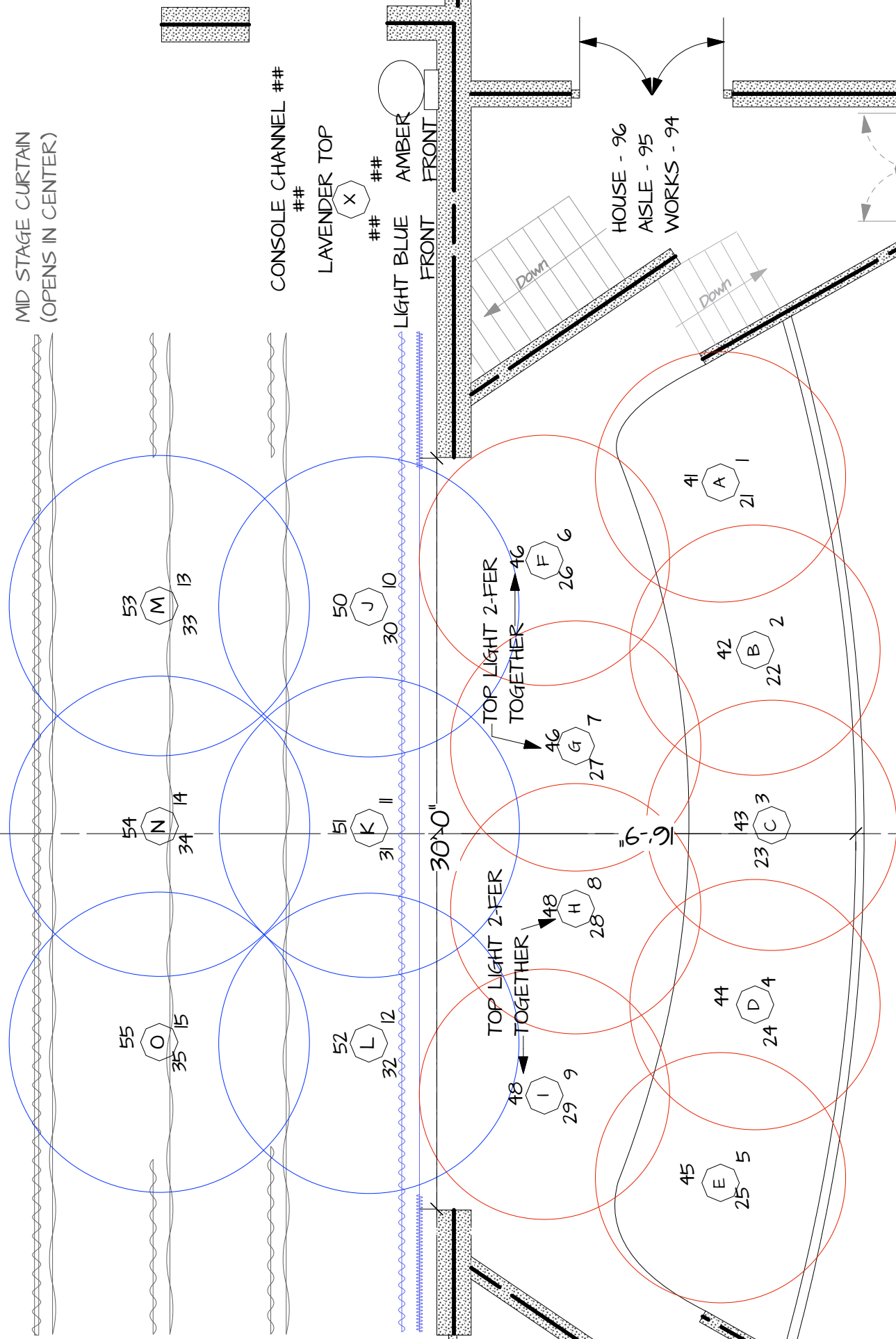
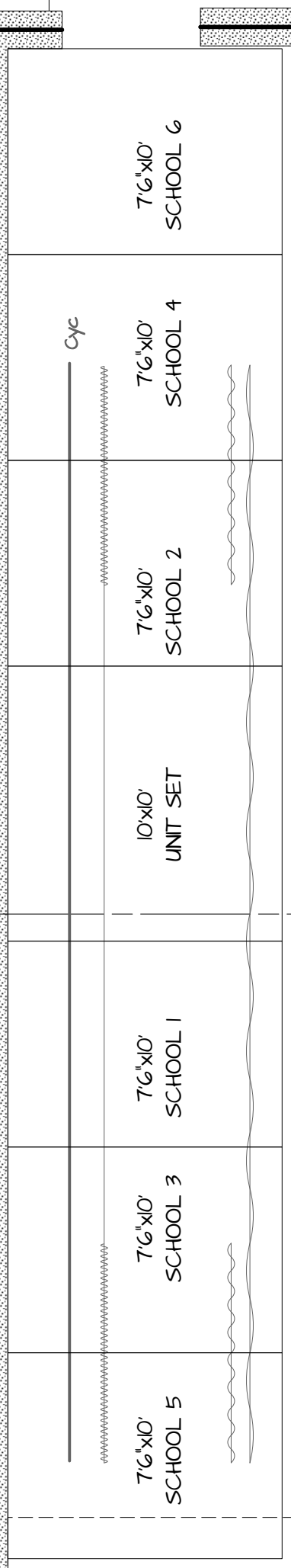


CL



BLUE AREAS ARE 12'-0" IN DIAMETER
 RED AREAS ARE 10'-0" IN DIAMETER

EACH AREA CONTAINS
 - 2 color front (AMBER & LIGHT BLUE)
 - 1 color top (LAVENDER)

PLOT ALSO CONTAINS
 - RGBW LED WASH

AREA UPSTAGE OF M-N-O IS NOT AVAILABLE FOR STAGING.

CONSOLE CHANNEL ##

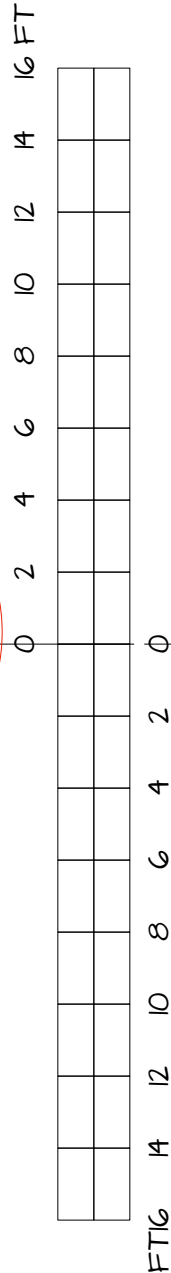
LAVENDER TOP ##

AMBER FRONT ##

LIGHT BLUE FRONT

LED WASHES	
CONTROL - 85	
RED - 86	
BLUE - 87	
GREEN - 88	
WHITE - 89	
LED CYC	
CONTROL - 80	
RED - 81	
BLUE - 82	
GREEN - 83	
AMBER - 84	

Production Title Angelo State University UIL OAP Rep Plot	
Drawing Title UIL REGIONAL OAP LIGHTING AREAS	
Designer	Director
Drawn By	Scale 3/16" = 1'-0"
Venue ASU Auditorium	Drawing No.
Date 3-6-17 rev.	1 of 1
CAD File Name	



FTG 14 12 10 8 6 4 2 0

VECTORWORKS EDUCATIONAL VERSION

