

Institution: Angelo State University (222831)

User ID: P2228311

Completions Overview

Welcome to the IPEDS Completions survey component. The Completions component is one of several IPEDS components that is conducted during the Fall data collection period. It collects the number of degrees and certificates awarded by field of study, level of award, race/ethnicity, and gender. The reporting period for the Completions component is during the 12-month time period beginning July 1 of the previous calendar year and ending June 30 of the current calendar year; therefore, for this year's Completions component, the reporting period is between July 1, 2014 and June 30, 2015. The Completions component is also collecting the number of students (e.g., completers) who earned awards between July 1, 2014 and June 30, 2015.

Completions Common Errors

Some common completions component errors include the following:

- Including award levels on your current year Completions that were not reported on your previous year's (PY) Institutional Characteristics (IC). [Award levels in the PY IC component cannot be changed; therefore, contact the IPEDS Help Desk at 1-877-225-2568 if you need assistance.]
- Forgetting to select CIP codes for new programs of study that are offered by the institution, but do not have completions for the reporting period.
- Forgetting to enter in zero in at least one of the cells for CIP codes that do not have completions.

Recent Changes

- The following question on **distance education** has been added to the bottom of each individual "CIP Data" screen:
"Is this program offered as a distance education program?"
- The following two screens, which collect data specifically on students were added to this component, beginning in the 2013-14 survey year:
 - **"All Completers"** - Collects the number of students who earned an award between July 1, 2014 and June 30, 2015 by gender and race/ethnicity. (The intent of this screen is to collect an **unduplicated count** of total numbers of completers.)
 - **"Completers by Level"** - Collects the number of students who earned an award between July 1, 2014 and June 30, 2015 by award level and 1) by gender; 2) by race/ethnicity; and 3) by age.
- The definition for Post-baccalaureate Certificate has changed slightly for the 2015-16 collection. The new definition is as follows: **An award that requires completion of an organized program of study beyond the bachelor's. It is designed for persons who have completed a baccalaureate degree, but does not meet the requirements of a master's degree.**

NOTE: Even though Teacher Preparation certificate programs may require a bachelor's degree for admission, they are considered sub-baccalaureate undergraduate programs, and students in these programs are undergraduate students.

General Information

CIP Codes:

The [CIP 2010 Website](#) includes a list of new CIP codes, a list of deleted CIP codes, a list of moved CIP Codes, and an online crosswalk of the 2000 CIP and 2010 CIP.

The Resources Page of the CIP 2010 website contains many valuable resources including:

- CIP 2010 Manual and copies of previous editions of the CIP Manual
- Crosswalk between the 2000 CIP codes and the 2010 CIP codes in Excel format

Keep in mind that some information provided by institutions on the Completions component appear in the [College Navigator](#), which is a major tool used by consumers searching for information about postsecondary education. It is therefore vitally important that you include accurate information about your institution.

Survey materials can be downloaded using the following link: [Survey Materials](#).

The prior year revision system can be accessed using the following link: [Prior Year Revision System](#)

Completions CIP Data

CIPCODE	Award Level	Major	Gender	Non Resident Alien	Hispanic / Latino	American Indian or Alaska Native	Asian	Black or African American	Native Hawaiian or Other Pacific Islander	White	Two or more Races	Race/ ethnicity unknown	Total	distance education program
01.0000 Agriculture, General	5 - Bachelor's degree	1	Men	0	1	0	0	0	0	7	0	0	8	
			Women	0	0	0	0	0	0	8	0	0	8	
			Total	0	1	0	0	0	0	15	0	0	16	No
01.0102 Agribusiness/Agricultural Business Operations	5 - Bachelor's degree	1	Men	0	0	0	0	0	0	18	0	0	18	
			Women	0	0	1	0	0	0	2	0	0	3	
			Total	0	0	1	0	0	0	20	0	0	21	No
01.0302 Animal/Livestock Husbandry and Production	5 - Bachelor's degree	1	Men	0	0	0	0	0	0	1	0	0	1	
			Women	0	0	0	0	0	0	0	0	0	0	
			Total	0	0	0	0	0	0	1	0	0	1	No
01.0302 Animal/Livestock Husbandry and Production	7 - Master's degree	1	Men	0	0	0	0	0	0	1	0	0	1	
			Women	0	0	0	0	0	0	0	0	0	0	
			Total	0	0	0	0	0	0	1	0	0	1	No
01.0401 Agricultural and Food Products Processing	5 - Bachelor's degree	1	Men	0	0	0	0	0	0	1	0	0	1	
			Women	0	0	0	0	0	0	2	0	0	2	
			Total	0	0	0	0	0	0	3	0	0	3	No
01.0901 Animal Sciences, General	5 - Bachelor's degree	1	Men	0	3	0	0	0	0	18	0	0	21	
			Women	0	1	0	0	1	0	15	1	0	18	
			Total	0	4	0	0	1	0	33	1	0	39	No
01.0901 Animal Sciences, General	7 - Master's degree	1	Men	0	1	0	0	0	0	3	0	0	4	
			Women	0	0	0	0	1	0	6	0	0	7	
			Total	0	1	0	0	1	0	9	0	0	11	No
01.0901 Animal Sciences, General	5 - Bachelor's degree	2	Men	0	0	0	0	0	0	0	0	0	0	
			Women	0	0	0	0	0	0	0	0	0	0	
			Total	0	0	0	0	0	0	0	0	0	0	No
03.0201 Natural Resources Management and Policy	5 - Bachelor's degree	1	Men	0	1	0	0	0	0	6	0	0	7	
			Women	0	0	0	0	0	0	1	0	0	1	
			Total	0	1	0	0	0	0	7	0	0	8	No
09.0100 Communication, General	5 - Bachelor's degree	1	Men	0	4	0	0	4	0	13	0	0	21	
			Women	0	9	0	1	1	0	8	1	0	20	
			Total	0	13	0	1	5	0	21	1	0	41	No
09.0100 Communication, General	7 - Master's degree	1	Men	0	0	0	0	1	0	3	0	0	4	
			Women	0	0	0	0	1	0	0	0	0	1	
			Total	0	0	0	0	2	0	3	0	0	5	No
09.0100 Communication, General	5 - Bachelor's degree	2	Men	0	1	0	0	0	0	0	0	0	1	
			Women	0	1	0	0	0	0	3	0	0	4	
			Total	0	2	0	0	0	0	3	0	0	5	No
09.0101 Speech Communication and Rhetoric	1 - Awards of less than 1 academic year	1	Men	0	0	0	0	0	0	0	0	0	0	
			Women	0	0	0	0	0	0	0	0	0	0	
			Total	0	0	0	0	0	0	0	0	0	0	No
09.0101 Speech Communication and Rhetoric	5 - Bachelor's degree	1	Men	0	0	0	0	0	0	2	0	0	2	
			Women	0	0	0	0	0	0	2	0	0	2	
			Total	0	0	0	0	0	0	4	0	0	4	No
09.0101	7 - Master's degree	1	Men	0	1	0	0	0	0	1	0	0	2	
			Women	1	0	0	0	1	0	1	0	0	3	

CIPCODE	Award Level	Major	Gender	Non Resident Alien	Hispanic / Latino	American Indian or Alaska Native	Asian	Black or African American	Native Hawaiian or Other Pacific Islander	White	Two or more Races	Race/ ethnicity unknown	Total	distance education program	
Spanish Language and Literature	5 - Bachelor's degree		Women	0	0	0	0	0	0	1	0	0	1		
			Total	0	0	0	0	0	0	1	0	0	1	No	
23.0101 English Language and Literature, General	1 - Awards of less than 1 academic year	1	Men	0	1	0	0	0	0	0	0	0	1		
			Women	0	0	0	0	0	0	0	0	0	0	0	
			Total	0	1	0	0	0	0	0	0	0	0	1	No
			Men	0	2	0	0	2	0	6	1	0	11		
23.0101 English Language and Literature, General	5 - Bachelor's degree	1	Women	0	4	0	0	2	0	11	1	0	18		
			Total	0	6	0	0	4	0	17	2	0	29	No	
			Men	0	0	0	0	0	0	0	0	0	0	0	
23.0101 English Language and Literature, General	7 - Master's degree	1	Women	0	0	0	0	0	0	2	0	0	2		
			Total	0	0	0	0	0	0	2	0	0	2	No	
			Men	0	0	0	1	0	0	0	0	0	0	1	
23.0101 English Language and Literature, General	5 - Bachelor's degree	2	Women	0	0	0	0	0	0	0	0	1	1		
			Total	0	0	0	1	0	0	0	0	1	2	No	
			Men	2	1	0	0	2	0	8	0	0	13		
26.0101 Biology/Biological Sciences, General	5 - Bachelor's degree	1	Women	1	5	0	0	0	0	11	0	0	17		
			Total	3	6	0	0	2	0	19	0	0	30	No	
			Men	0	1	0	0	0	0	3	0	0	4		
26.0101 Biology/Biological Sciences, General	7 - Master's degree	1	Women	0	0	0	0	0	0	0	0	0	0		
			Total	0	1	0	0	0	0	3	0	0	4	No	
			Men	0	0	0	0	0	0	1	0	0	1		
26.0202 Biochemistry	5 - Bachelor's degree	1	Women	0	0	0	0	0	0	0	0	0	0		
			Total	0	0	0	0	0	0	1	0	0	1	No	
			Men	0	1	0	0	0	0	5	0	0	6		
26.1301 Ecology	5 - Bachelor's degree	1	Women	0	2	0	0	0	0	3	0	0	5		
			Total	0	3	0	0	0	0	8	0	0	11	No	
			Men	0	1	0	0	0	0	4	0	0	5		
27.0101 Mathematics, General	5 - Bachelor's degree	1	Women	0	2	0	0	1	0	8	0	0	11		
			Total	0	3	0	0	1	0	12	0	0	16	No	
			Men	0	1	0	0	0	0	1	0	0	2		
27.0101 Mathematics, General	5 - Bachelor's degree	2	Women	0	0	0	0	0	0	0	0	0	0		
			Total	0	1	0	0	0	0	1	0	0	2	No	
			Men	0	1	0	0	2	1	11	2	0	17		
30.9999 Multi-/Interdisciplinary Studies, Other	5 - Bachelor's degree	1	Women	0	22	0	0	1	0	59	2	0	84		
			Total	0	23	0	0	3	1	70	4	0	101	No	
			Men	0	10	1	1	5	0	15	2	0	34		
31.0505 Kinesiology and Exercise Science	5 - Bachelor's degree	1	Women	0	18	1	0	5	0	28	1	0	53		
			Total	0	28	2	1	10	0	43	3	0	87	No	
			Men	2	3	1	1	6	0	6	0	0	19		
31.0505 Kinesiology and Exercise Science	7 - Master's degree	1	Women	0	1	0	1	1	0	4	0	0	7		
			Total	2	4	1	2	7	0	10	0	0	26	No	
			Men	0	1	0	0	0	0	0	0	0	1		
31.0505 Kinesiology and Exercise Science	5 - Bachelor's degree	2	Women	0	0	0	0	0	0	1	0	0	1		
			Total	0	1	0	0	0	0	1	0	0	2	No	
			Men	0	0	0	0	0	0	0	0	0	0		
38.0101 Philosophy	5 - Bachelor's degree	1	Women	0	0	0	0	0	0	0	0	0	0		
			Men	0	0	0	0	0	0	1	1	0	2		

CIPCODE	Award Level	Major	Gender	Non Resident Alien	Hispanic / Latino	American Indian or Alaska Native	Asian	Black or African American	Native Hawaiian or Other Pacific Islander	White	Two or more Races	Race/ ethnicity unknown	Total	distance education program	
50.0702 Fine/Studio Arts, General	5 - Bachelor's degree	1	Men	0	4	0	0	3	0	1	0	0	8		
			Women	0	4	0	0	0	0	2	1	0	7		
			Total	0	8	0	0	3	0	3	1	0	15	No	
50.0901 Music, General	5 - Bachelor's degree	1	Men	0	1	0	0	0	0	1	0	0	2		
			Women	0	2	0	0	1	0	3	0	0	6		
			Total	0	3	0	0	1	0	4	0	0	8	No	
51.0913 Athletic Training/Trainer	5 - Bachelor's degree	1	Men	0	1	0	0	0	0	0	0	0	1		
			Women	0	1	0	0	1	0	3	0	0	5		
			Total	0	2	0	0	1	0	3	0	0	6	No	
51.2308 Physical Therapy/Therapist	18 - Doctor's degree - professional practice	1	Men	0	1	0	1	0	0	7	0	0	9		
			Women	0	1	0	1	1	0	6	0	0	9		
			Total	0	2	0	2	1	0	13	0	0	18	No	
51.3801 Registered Nursing/Registered Nurse	5 - Bachelor's degree	1	Men	0	8	0	1	0	0	16	0	0	25		
			Women	0	29	1	4	3	0	69	1	0	107		
			Total	0	37	1	5	3	0	85	1	0	132	No	
51.3805 Family Practice Nurse/Nursing	1 - Awards of less than 1 academic year	1	Men	0	0	0	0	0	0	0	0	0	0		
			Women	0	1	0	0	0	0	2	0	0	3		
			Total	0	1	0	0	0	0	2	0	0	3	Yes	
51.3805 Family Practice Nurse/Nursing	5 - Bachelor's degree	1	Men	0	0	0	1	0	0	0	0	0	1		
			Women	0	0	0	0	0	0	0	0	0	0	0	
			Total	0	0	0	1	0	0	0	0	0	1	No	
51.3805 Family Practice Nurse/Nursing	7 - Master's degree	1	Men	0	0	0	1	0	0	2	0	0	3		
			Women	0	3	0	1	1	0	21	0	0	26		
			Total	0	3	0	2	1	0	23	0	0	29	Yes	
51.3805 Family Practice Nurse/Nursing	8 - Post-Master's certificates	1	Men	0	0	0	0	0	0	0	0	0	0		
			Women	0	0	0	0	0	0	0	0	0	0	0	
			Total	0	0	0	0	0	0	0	0	0	0	0	Yes
51.3813 Clinical Nurse Specialist	7 - Master's degree	1	Men	0	0	0	0	0	0	0	0	0	0		
			Women	0	0	0	0	0	0	2	0	0	2		
			Total	0	0	0	0	0	0	2	0	0	2	No	
51.3817 Nursing Education	1 - Awards of less than 1 academic year	1	Men	0	0	0	0	0	0	0	0	0	0		
			Women	0	1	0	0	0	0	10	0	0	11		
			Total	0	1	0	0	0	0	10	0	0	11	Yes	
51.3817 Nursing Education	5 - Bachelor's degree	1	Men	0	0	0	0	0	0	0	0	0	0		
			Women	0	0	0	0	0	0	0	0	0	0	0	
			Total	0	0	0	0	0	0	0	0	0	0	0	Yes
51.3817 Nursing Education	7 - Master's degree	1	Men	0	0	0	0	0	0	0	0	0	0		
			Women	0	1	0	0	0	0	5	0	1	7		
			Total	0	1	0	0	0	0	5	0	1	7	Yes	
52.0201 Business Administration and Management, General	5 - Bachelor's degree	1	Men	1	8	0	0	0	0	13	0	0	22		
			Women	2	3	0	1	3	0	14	0	0	23		
			Total	3	11	0	1	3	0	27	0	0	45	No	
52.0201 Business Administration and Management, General	7 - Master's degree	1	Men	0	0	0	0	1	0	4	0	1	6		
			Women	0	1	0	1	0	0	1	0	0	3		
			Total	0	1	0	1	1	0	5	0	1	9	Yes	

Completions: total by first major

99.0000 Summary Grand Totals	Award Level	Nonresident alien	Hispanic Latino	American Indian or Alaska Native	Asian	Black or African American	Native Hawaiian or Other Pacific Islander	White	Two or more Races	Race/ethnicity unknown	Total	PY Total
Awards of less than 1 academic year	1											
Men		0	5	0	1	1	0	18	0	2	27	17
Women		0	12	0	0	5	0	29	0	4	50	38
Total		0	17	0	1	6	0	47	0	6	77	55
Associate's degree	3											
Men		0	0	0	0	0	0	0	0	0	0	1
Women		0	0	0	0	0	0	0	0	0	0	6
Total		0	0	0	0	0	0	0	0	0	0	7
Bachelor's degree	5											
Men		12	99	1	8	35	1	268	7	1	432	438
Women		8	158	7	8	35	0	343	11	1	571	611
Total		20	257	8	16	70	1	611	18	2	1003	1049
Master's degree	7											
Men		2	22	1	4	11	0	61	0	6	107	99
Women		3	40	1	8	14	0	170	0	14	250	213
Total		5	62	2	12	25	0	231	0	20	357	312
Post-Master's certificates	8											
Men		0	0	0	0	0	0	0	0	0	0	0
Women		0	0	0	0	0	0	0	0	0	0	0
Total		0	0	0	0	0	0	0	0	0	0	0
Doctor's degree - professional practice	18											
Men		0	1	0	1	0	0	7	0	0	9	9
Women		0	1	0	1	1	0	6	0	0	9	15
Total		0	2	0	2	1	0	13	0	0	18	24

Grand Total Men		14	127	2	14	47	1	354	7	9	575	564
Grand Total Women		11	211	8	17	55	0	548	11	19	880	883
Grand Total		25	338	10	31	102	1	902	18	28	1455	1447

PY Grand Total Men		8	127	3	12	42	1	366	3	2		564
PY Grand Total Women		8	198	6	14	50	0	594	7	6		883
PY Grand Total		16	325	9	26	92	1	960	10	8		1447

Completions: total by second major

99.0000 Summary Grand Totals	Award Level	Nonresident alien	Hispanic Latino	American Indian or Alaska Native	Asian	Black or African American	Native Hawaiian or Other Pacific Islander	White	Two or more Races	Race/ethnicity unknown	Total	PY Total
Bachelor's degree	5											
Men		0	5	0	1	1	0	3	0	0	10	3
Women		1	2	1	0	1	0	6	1	1	13	13
Total		1	7	1	1	2	0	9	1	1	23	16

Grand Total Men		0	5	0	1	1	0	3	0	0	10	3
Grand Total Women		1	2	1	0	1	0	6	1	1	13	13
Grand Total		1	7	1	1	2	0	9	1	1	23	16

PY Grand Total Men		0	1	0	0	0	0	2	0	0		3
PY Grand Total Women		0	3	0	0	0	0	9	1	0		13
PY Grand Total		0	4	0	0	0	0	11	1	0		16

All Completers

Institutions must report the following information. (Some data will be pre-populated from the completions by CIP code data.)

All Completers

Number of students by gender and race and ethnicity earning an award between July 1, 2014 and June 30, 2015. Count each student only once, regardless of how many awards he/she earned. The intent of this screen is to collect an unduplicated count of total numbers of *completers*.

- Report Hispanic/Latino individuals of any race as Hispanic/Latino
- Report race for non-Hispanic/Latino individuals only

	Men		Women		Total Students
	Number of Students	Total Awards	Number of Students	Total Awards	
<u>Nonresident alien</u>	14	14	11	11	25
<u>Hispanic/Latino</u>	123	127	203	211	326
<u>American Indian or Alaska Native</u>	2	2	8	8	10
<u>Asian</u>	12	14	16	17	28
<u>Black or African American</u>	46	47	52	55	98
<u>Native Hawaiian or Other Pacific Islander</u>	1	1	0	0	1
<u>White</u>	340	354	529	548	869
<u>Two or more races</u>	7	7	11	11	18
<u>Race and ethnicity unknown</u>	7	9	16	19	23
TOTAL	552	575	846	880	1,398
PY TOTAL	550		842		1,392

Completers by Level

Institutions must report the following information. This screen will be shown for each of the following award categories for which completions have been reported:

- Less than 1-year certificates
- At least 1 but less than 4-year certificates
- Associate's degrees
- Bachelor's degrees
- Master's degrees
- Doctor's degrees
- Postbaccalaureate and post-master's certificates

Less than 1-year certificates

Number of students by gender, by race and ethnicity, and by age earning this award between July 1, 2014 and June 30, 2015. Each student should be counted once per award level. For example, if a student earned a master's degree and a doctor's degree, he/she should be counted once in master's and once in doctor's. A student earning two master's degrees should be counted only once.


- Report Hispanic/Latino individuals of any race as Hispanic/Latino
- Report race for non-Hispanic/Latino individuals only

	Number of Students	Total Awards
By Gender		
Men	<input type="text" value="27"/>	27
Women	<input type="text" value="49"/>	50
TOTAL	<input type="text" value="76"/>	77
PY TOTAL	52	

By Race/Ethnicity

<u>Nonresident alien</u>	<input type="text" value="0"/>	0
<u>Hispanic/Latino</u>	<input type="text" value="17"/>	17
<u>American Indian or Alaska Native</u>	<input type="text" value="0"/>	0
<u>Asian</u>	<input type="text" value="1"/>	1
<u>Black or African American</u>	<input type="text" value="6"/>	6
<u>Native Hawaiian or Other Pacific Islander</u>		0

	<input type="text" value="0"/>	
<u>White</u>	<input type="text" value="46"/>	47
Two or more races	<input type="text" value="0"/>	0
<u>Race and ethnicity unknown</u>	<input type="text" value="6"/>	6
TOTAL	76	77

 **By Age**

Under 18	<input type="text" value="0"/>	
18-24	<input type="text" value="24"/>	
25-39	<input type="text" value="42"/>	
40 and Above	<input type="text" value="10"/>	
Age Unknown	<input type="text" value="0"/>	
TOTAL	76	77

Completers by Level

Institutions must report the following information. This screen will be shown for each of the following award categories for which completions have been reported:

- Less than 1-year certificates
- At least 1 but less than 4-year certificates
- Associate's degrees
- Bachelor's degrees
- Master's degrees
- Doctor's degrees
- Postbaccalaureate and post-master's certificates

Bachelor's degrees

Number of students by gender, by race and ethnicity, and by age earning this award between July 1, 2014 and June 30, 2015. Each student should be counted once per award level. For example, if a student earned a master's degree and a doctor's degree, he/she should be counted once in master's and once in doctor's. A student earning two master's degrees should be counted only once.

- Report Hispanic/Latino individuals of any race as Hispanic/Latino
- Report race for non-Hispanic/Latino individuals only

	Number of Students	Total Awards
By Gender		
Men	432	432
Women	570	571
TOTAL	1,002	1,003
PY TOTAL	1,049	

By Race/Ethnicity

<u>Nonresident alien</u>	20	20
<u>Hispanic/Latino</u>	257	257
<u>American Indian or Alaska Native</u>	8	8
<u>Asian</u>	16	16
<u>Black or African American</u>	70	70
<u>Native Hawaiian or Other Pacific Islander</u>	1	1

<u>White</u>	<input type="text" value="610"/>	611
Two or more races	<input type="text" value="18"/>	18
<u>Race and ethnicity unknown</u>	<input type="text" value="2"/>	2
TOTAL	1,002	1,003

By Age		
Under 18	<input type="text" value="0"/>	
18-24	<input type="text" value="724"/>	
25-39	<input type="text" value="233"/>	
40 and Above	<input type="text" value="45"/>	
Age Unknown	<input type="text" value="0"/>	
TOTAL	1,002	1,003

Completers by Level

Institutions must report the following information. This screen will be shown for each of the following award categories for which completions have been reported:

- Less than 1-year certificates
- At least 1 but less than 4-year certificates
- Associate's degrees
- Bachelor's degrees
- Master's degrees
- Doctor's degrees
- Postbaccalaureate and post-master's certificates

Master's degrees

Number of students by gender, by race and ethnicity, and by age earning this award between July 1, 2014 and June 30, 2015. Each student should be counted once per award level. For example, if a student earned a master's degree and a doctor's degree, he/she should be counted once in master's and once in doctor's. A student earning two master's degrees should be counted only once.


- Report Hispanic/Latino individuals of any race as Hispanic/Latino
- Report race for non-Hispanic/Latino individuals only


	Number of Students	Total Awards
By Gender		
Men	<input type="text" value="107"/>	107
Women	<input type="text" value="250"/>	250
TOTAL	357	357
PY TOTAL	312	

By Race/Ethnicity

<u>Nonresident alien</u>	<input type="text" value="5"/>	5
<u>Hispanic/Latino</u>	<input type="text" value="62"/>	62
<u>American Indian or Alaska Native</u>	<input type="text" value="2"/>	2
<u>Asian</u>	<input type="text" value="12"/>	12
<u>Black or African American</u>	<input type="text" value="25"/>	25
<u>Native Hawaiian or Other Pacific Islander</u>	<input type="text" value="0"/>	0

<u>White</u>	<input type="text" value="231"/>	231
Two or more races	<input type="text" value="0"/>	0
<u>Race and ethnicity unknown</u>	<input type="text" value="20"/>	20
TOTAL	357	357



 **By Age**

Under 18	<input type="text" value="0"/>	
18-24	<input type="text" value="65"/>	
25-39	<input type="text" value="231"/>	
40 and Above	<input type="text" value="61"/>	
Age Unknown	<input type="text" value="0"/>	
TOTAL	357	357

Completers by Level

Institutions must report the following information. This screen will be shown for each of the following award categories for which completions have been reported:

- Less than 1-year certificates
- At least 1 but less than 4-year certificates
- Associate's degrees
- Bachelor's degrees
- Master's degrees
- Doctor's degrees
- Postbaccalaureate and post-master's certificates

Doctor's degrees

Number of students by gender, by race and ethnicity, and by age earning this award between July 1, 2014 and June 30, 2015. Each student should be counted once per award level. For example, if a student earned a master's degree and a doctor's degree, he/she should be counted once in master's and once in doctor's. A student earning two master's degrees should be counted only once.


- Report Hispanic/Latino individuals of any race as Hispanic/Latino
- Report race for non-Hispanic/Latino individuals only


	Number of Students	Total Awards
By Gender		
Men	<input type="text" value="9"/>	9
Women	<input type="text" value="9"/>	9
TOTAL	18	18
PY TOTAL	24	

By Race/Ethnicity

<u>Nonresident alien</u>	<input type="text" value="0"/>	0
<u>Hispanic/Latino</u>	<input type="text" value="2"/>	2
<u>American Indian or Alaska Native</u>	<input type="text" value="0"/>	0
<u>Asian</u>	<input type="text" value="2"/>	2
<u>Black or African American</u>	<input type="text" value="1"/>	1
<u>Native Hawaiian or Other Pacific Islander</u>	<input type="text" value="0"/>	0

<u>White</u>	<input type="text" value="13"/>	13
Two or more races	<input type="text" value="0"/>	0
<u>Race and ethnicity unknown</u>	<input type="text" value="0"/>	0
TOTAL	18	18



 **By Age**

Under 18	<input type="text" value="0"/>	
18-24	<input type="text" value="1"/>	
25-39	<input type="text" value="17"/>	
40 and Above	<input type="text" value="0"/>	
Age Unknown	<input type="text" value="0"/>	
TOTAL	18	18

Summary

IPEDS collects important information regarding your institution. All data reported in IPEDS survey components become available in the IPEDS Data Center and appear as aggregated data in various Department of Education reports. Additionally, some of the reported data appears specifically for your institution through the College Navigator website and is included in your institution's Data Feedback Report (DFR). The purpose of this summary is to provide you an opportunity to view some of the data that, when accepted through the IPEDS quality control process, will appear on the College Navigator website and/or your DFR. College Navigator is updated approximately three months after the data collection period closes and Data Feedback Reports will be available through the [Data Center](#) and sent to your institution's CEO in November 2016.

Please review your data for accuracy. If you have questions about the data displayed below after reviewing the data reported on the survey screens, please contact the IPEDS Help Desk at: 1-877-225-2568 or ipedshelp@rti.org.

Summary of Completions Data

Award Level	Number of Completions	
	1 st major	2 nd major
<u>Postsecondary award, certificate, or diploma (less than 1 academic year)</u>	77	0
<u>Bachelors degree or equivalent</u>	1,003	23
<u>Master's degree</u>	357	0
<u>Post-master's certificate</u>	0	0
<u>Doctor's degree - professional practice</u>	18	0
Total number of degrees and certificates	1,455	

Summary of Completers Data

	Number of Students		
	Men	Women	Total
All Completers	552	846	1,398

Completions

Angelo State University (222831)

Source	Description	Severity	Resolved	Options
--------	-------------	----------	----------	---------

Global Edits

Perform Edits	Your institution reported offering award level(s) (2:6) in the prior year IC Header survey, but you did not report offering any programs at this level here. Please correct your data or explain the discrepancy. (Error #10528)	Explanation	Yes	
Reason:	There were still completers in the previous year for our Associates degree in Nursing. The program is no longer offered and there are no longer students completing the program.			

Screen: Completers- Less than 1-year certificates

Screen Entry	The total number of completers (Men + Women) reported for this award level (76) is outside the expected range when compared to the prior year value. Please correct your data or contact the IPEDS Help Desk for assistance. (Error #10584)	Explanation	Yes	
Reason:	Online availability of the certificate programs has led to an increase of completions in this category.			